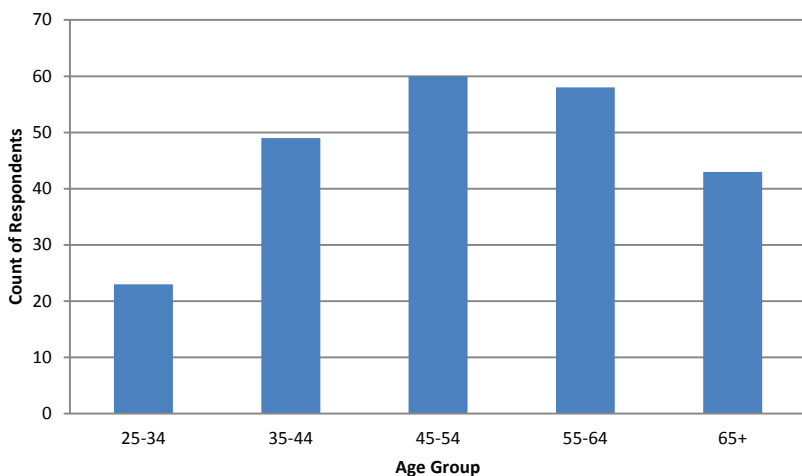


## Key Takeaways from Residential Parking Survey

- Neighborhood parking may be more challenging when permits aren't enforced than during enforcement hours
- At least two-thirds of all respondents report neighborhood parking to be easily found at all times
- The presence of non-profits and special permits may adversely affect neighborhood parking
- Support for allowing Old Town and Takoma Junction shoppers to park in the adjacent neighborhoods during the day is mixed
- Many respondents believe that parking in Old Town and Takoma Junction is too expensive

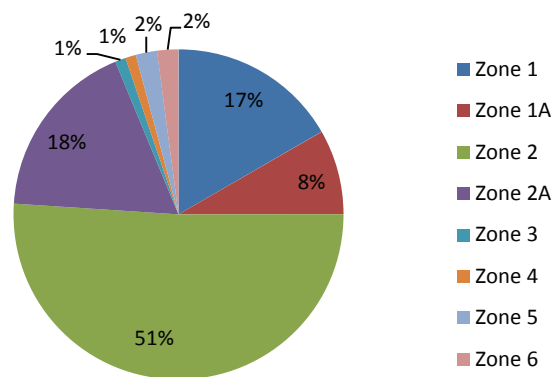
### Overview of Respondents

2015 Residential Parking Survey -  
Respondents' Ages - All Respondents



233 City residents and 11 non-City residents responded to the survey. Of all respondents, 233 provided their ages and have a mean age of 51.9 and a median age of 51. (For City residents alone, the mean age is 52.3 and the median age is 52.)

If you live in a RPP, which RPP are you in?



About 40% of the respondents living within City limits live in a Residential Parking Permit (RPP) zone, with just over half of those (46) living in Zone 2.

### Parking Is Challenging Outside of Permit Enforcement Hours

Area	Total Respondents	Respondents Rated Parking The Most Inadequate on Their Street on...	# of Respondents Rating Parking as Inadequate	% of Respondents Rating Parking as Inadequate
Area 1	16	Saturdays	6	38%
Area 1A	8	Weekdays	7	88%
Area 2	49	Weekdays and Sundays (tied)	11	23%
Area 2A	17	Sundays	8	47%
Area 3	1	Saturday Evenings and Sundays (tied)	1	100%

Although RPP zones limit parking in Areas 1, 1A, 2, 2A, and 3 weekdays from 8 AM - 7 PM, respondents' survey responses indicated that parking is frequently inadequate after 7 PM and on weekends.

## Street Parking Usually Easy to Secure

### Residents' Perceptions of On-Street Parking in Their Neighborhoods

#### Weekdays

	In RPP	Not in RPP
Ample or Adequate	67%	80%
Inadequate	24%	11%
Don't Know	9%	9%

#### Weeknights

	In RPP	Not in RPP
Ample or Adequate	77%	78%
Inadequate	20%	20%
Don't Know	3%	2%

#### Saturdays

	In RPP	Not in RPP
Ample or Adequate	73%	87%
Inadequate	24%	10%
Don't Know	3%	3%

#### Saturday Evenings

	In RPP	Not in RPP
Ample or Adequate	76%	81%
Inadequate	21%	17%
Don't Know	3%	2%

#### Sundays

	In RPP	Not in RPP
Ample or Adequate	70%	87%
Inadequate	27%	11%
Don't Know	3%	2%

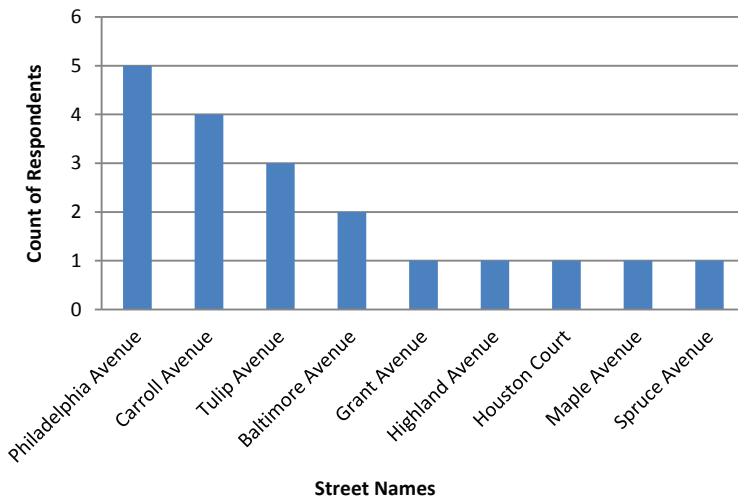
#### Sunday Evenings

	In RPP	Not in RPP
Ample or Adequate	81%	82%
Inadequate	16%	16%
Don't Know	3%	2%

City residents expressed similar experiences locating parking near their homes, regardless of whether or not they live in an RPP. In each instance, over two-thirds of respondents report parking to be ample or adequate.

## Some Locations Always Present a Parking Challenge

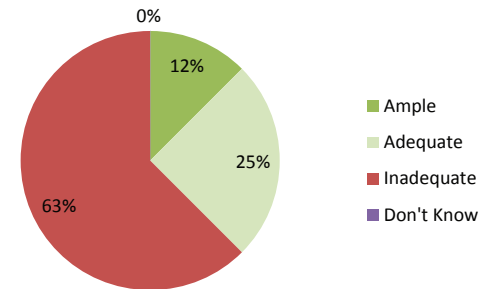
### Streets Where Residents Perceive Parking as "Always Inadequate"



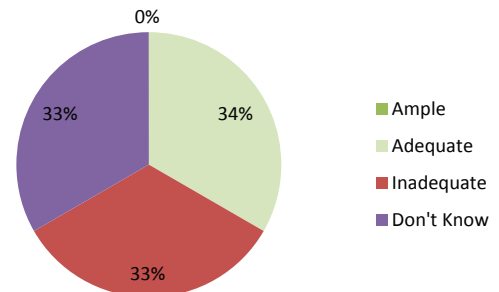
19 respondents (8% of all respondents) indicated that parking is always inadequate, no matter the time of day or day of the week, on 9 City streets.

## Special Circumstances Create Isolated Parking Difficulties

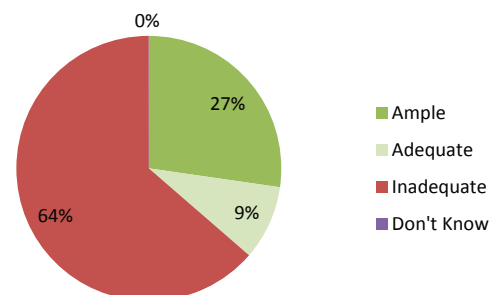
### Perceptions of Weekday Parking - Tulip Avenue



### Perceptions of Weekday Parking - Maple Avenue



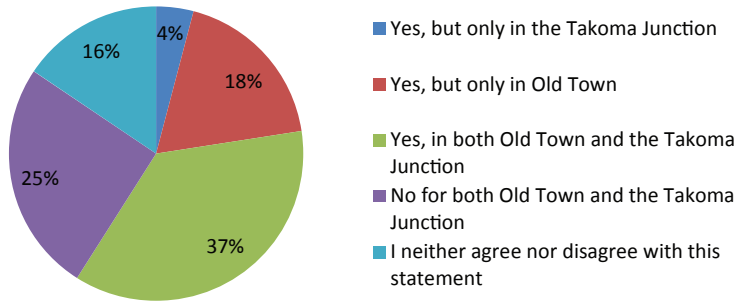
### Perceptions of Weekday Parking - Baltimore Avenue



Residents in certain areas, like Tulip Avenue near the Victory Tower senior citizens' apartments and Maple Avenue near the Takoma Park Presbyterian Church, reported parking difficulties associated with these buildings. Residents of Baltimore Avenue, which grants several City residents commuter parking with the Area B permit, also noted that this program creates difficulties in finding parking during permitted hours.

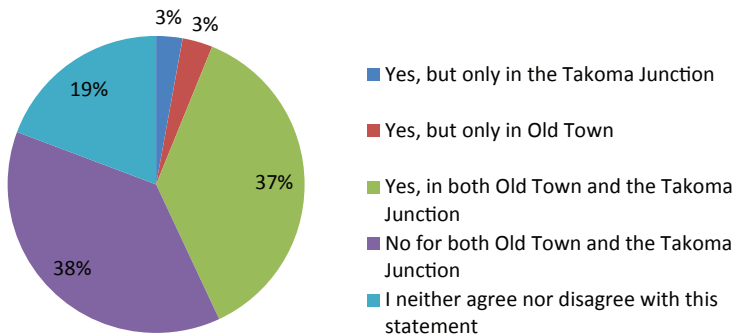
## Not Enough Spaces, Yet Not Enough Support for Expanding Commercial Parking in Neighborhoods

There are not enough parking spaces



Approximately 60% of all respondents believe that Takoma Junction and/or Old Town have insufficient amounts of parking, a figure that generally increases with respondents' ages.

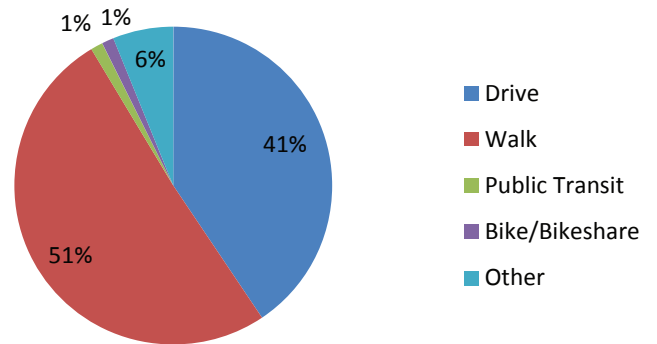
Parking should be allowed in neighborhoods during the day



However, while most respondents believe that Takoma Junction and/or Old Town do not have enough parking spaces, views are split over whether parking should be allowed in the adjacent neighborhoods during the day.

## Most Respondents Aren't Driving to Old Town and the Takoma Junction

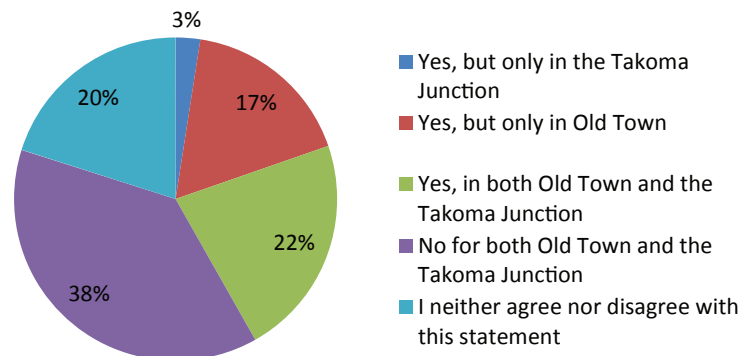
How do you usually travel to Old Town and the Takoma Junction?



Although most survey respondents expressed opinions that parking within Takoma Junction and/or Old Town is insufficient and many believe that parking is too expensive, a majority of the respondents travel to those districts on foot.

## Opinions Mixed on Parking Pricing

Parking is too expensive - All Respondents



Respondents are split between believing that parking is too expensive in Takoma Junction and Old Town and believing that parking is either appropriately priced or underpriced.