







Root Protection Matting: Medium Duty

Urban Forest Manager Approved Tree
Protection Detail



Symbol Key:

-  - (Optional) Geotextile/Landscape fabric is only useful when woodchips will be removed after the project. Woodchips help build healthy soil and should always be left in place after the project when possible.
-  - 6-inch layer of woodchips spread evenly over protected area.
-  - 3/4-inch plywood or 1/2-inch polyethylene mats installed over top of woodchips.
-  - Secure polyethylene mats to ground using 12-inch landscape nails, or similar material. Minimum of one nail in each corner.

(Not drawn to scale)